



aim high

Helping Your Child Succeed in **M**odern **F**oreign **L**anguages






Wednesday
7th October
2015

6.30pm

Mrs. J
Cochran

Head of
MFL

LANGUAGE LEARNING IN THE PAST...



How many languages can you speak?

Buon giorno

Bonjour

Guten Tag

Hola

Jó napot

Zdravei


Bok

Dobrý den

AND NOW

Why learn a language

tolerance friends
empathy enjoyment
influence awareness
empowerment
pleasure
insight understanding
pride adaptability
advantages
scope
employability
opportunities
perspective
confidence
memories
freedom



oi



le poisson

in



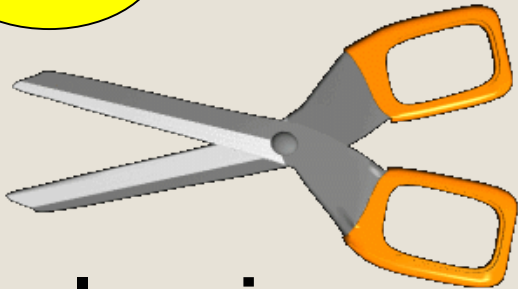
le vin

eu



le jeu-vidéo

au




les ciseaux

en




les dents

on



le pont

i



le midi

ou



la poule

u



la lune

oi



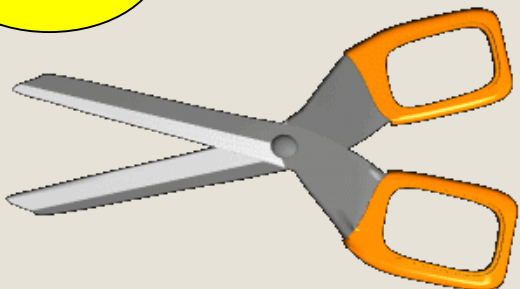
in



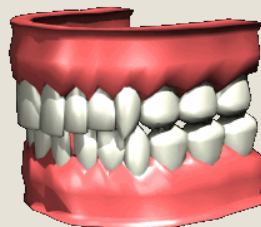
eu




au




en



on



i



ou



u



ai



la maison

ê




la tête

è




la sorcière

ill



le gorille

ui



les fruits

gn



Espaggne

tion



la pollution

qu



la question

r



le requin

ai



ê




è



ill



ui



gn



tion



qu



r



How have languages changed since I was at school?

The way languages will be taught to your son/daughter in year 7 maybe different to how you were taught at school.

- ✓ Grammar will be taught. We need this for success at GCSE
- ✓ More games/interactive learning/online learning
- ✓ More emphasis on spoken language
- ✓ More freedom and creativity
- ✓ More emphasis on intercultural understanding
- ✓ More emphasis on self/peer assessment
- ✓ More use of ICT to support language learning

**To have another language
is to possess a second
soul.” (Charlemagne, 768-
814 Roman Emperor)**

**“Those who know nothing
of foreign languages,
knows nothing of their
own.” (Goethe, 1749-1832)
German writer)**

**The new National Curriculum for Languages for KS3
states clearly in its opening Purpose of Study
“Learning a foreign language is a liberation from
insularity and provides an opening to other cultures. A
high quality languages education should foster pupils’
curiosity and deepen their understanding of the world.**



**If you talk to a man in a language
he understands, that goes to his
head. If you talk to him in his own
language, that goes to his heart.”
(Nelson Mandela, 1918 - 2014)**

**"We should have EVERY
CHILD speaking MORE
THAN one language!"
(Barack Obama, 1961 -)**

Topics covered in Year 7

In French, students will learn to talk, write, read and listen about –

- **Themselves**
- **Family and friends**
- **Hobbies**
- **Home**
- **School**
- **Daily routine**

They will also learn the alphabet and how to greet people.

Francovision



Our aim with this project is for learners to learn:

- how to have fun learning language
- how to use music and singing as a method for powerfully accelerating memory
- how to improve their pronunciation and realise the importance of good pronunciation
- how to improve their levels of concentration and focus in a group
- how to work together productively as a team
- how to perform
- how to use creativity to enhance performance

4 skills in MFL

Students will have opportunities to develop all 4 of the skills in MFL throughout each unit of work.

The skills however will be tested formally at different times throughout the year in end of unit assessments.

- Listening and responding
- Reading and responding
- Writing
- Speaking

National Curriculum Levels at KS3 and Assessments

Students will be assessed regularly both formally and informally. They will be formally tested at the **end of every unit**. Students are also encouraged to assess each other and are made aware of NC levels and how to succeed in languages. By the end of year 7 Students should be on **level 4/5**.

Level 1 – single word responses

Level 2 – short sentences

Level 3 – using language to express personal responses (opinions)

Level 4 – use of 1 tense (present tense) + opinions

Level 5 – use of 2 tenses (present and future tense) + opinions

Level 6 – use of 3 tenses (present, future and past)

Level 7 – apply grammar, convey opinions, accurate and precise

Level 8 – express opinions, develop and justify points of view, manipulate content, broad range of language

Setting in MFL

Students in year 7 have been set according to their KS2 English level in languages.

There are 3 sets on each half of the year.

Movement between sets is possible and end of unit assessments, classwork/homework, teacher judgement and whether there are any other circumstances affecting a child's progress in languages are all used to decide on the appropriate set for your child. If you have concerns at any point in the year about the setting of your child do let us know so we can discuss it.

'I was hopeless at languages at school, how on earth can I help my child?'

- ✓ **Show an interest at home in what your son/daughter has been learning in languages. Learn the language together! Be positive and enthusiastic!**
- ✓ **Take an interest in their homework and ensure they are keeping up to date with it. Test them when they have learning homework.**
- ✓ **Look at your child's exercise book for teacher comments. Make sure your child is acting (where possible) on feedback**
- ✓ **Buy them a dictionary (we recommend Collins dictionary although most dictionaries will do the job)**
- ✓ **Encourage them to go on websites such as linguascope/BBC bitesize and Sam learning.**

Homework

Homework is set once a week.

Students may be asked to do a number of different tasks as a homework, including –

- Learning new words/grammar
- Reading short texts and answering questions
- Writing on something they've been learning in class.
- Online tasks eg Samlearning/ Linguascope
- Research on cultural topics
- **The behaviour policy on Homework will be used should issues with homework arise.**

Top Tips for being a successful linguist



Helpful
Tips

What Students can do to help themselves become better at languages –

- ✓ Ensure that all work, both in class and for homework is completed to a high standard.
- ✓ Use a dictionary – don't just guess how to spell it!
- ✓ Use online resources to reinforce language learnt at school – NOT GOOGLE TRANSLATE!
- ✓ Proof read written work – checking accuracy in spelling, grammar and punctuation before handing in.
- ✓ Listen/Read the target language outside of lessons.
- ✓ Use flashcards or small notebooks to review vocabulary words and phrases (Look – cover – write/say)
- ✓ Listen to music ! Go on : www.lyricstraining.com

Useful Websites

www.languagesonline.org.uk

www.linguascope.co.uk

(PLEASE NOTE this website is only to be used by students of this school at home and not passed to any other establishment as this may result in Chenderit losing its subscription completely.)

www.samlearning.com (French, German, Spanish) All students will have an account and they can either work independently or complete tasks set by their teacher.

www.zut.languageskills.org (French) available for free only out of school hours

www.lyricstraining.com

MFL IN YEAR 8

- Students will take French AND Spanish and will study these for 2 hours each per week
- At the end of Year 8 students will select their options in preparation for their 3 year GCSE courses. They will be able to take 1 language, 2 languages or no language.
- Those students who are doing Literacy this year in Y7 instead of French will be able to pick up Spanish next year.